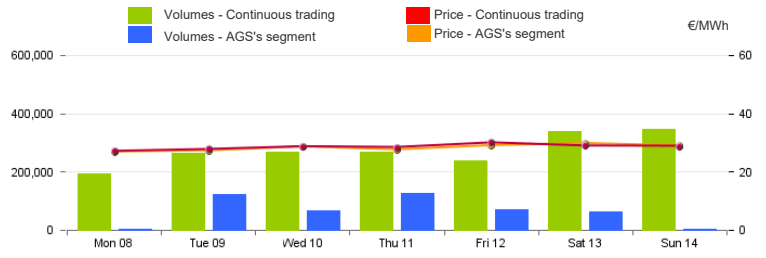


Spot Gas Market (MP-GAS)

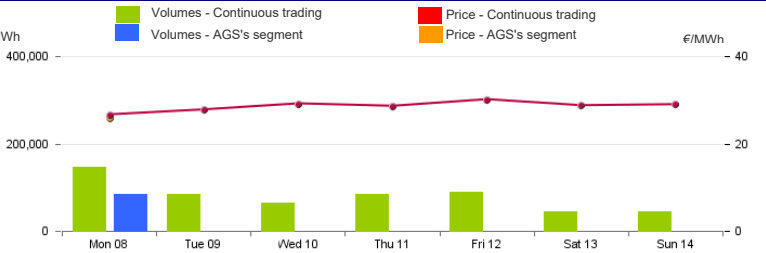
Day-Ahead Gas Market (MGP-GAS)

	Price. €/MWh				Volumes. MWh			
	Average	Var	Min	Max	Total	Var	Daily Products	WE Product
Continuous trading	28.58	-0.4%	26.80	30.50	1,920,192	+2.3%	1,343,136	577,056
	Price. €/MWh				Volumes. MWh			
	Average	Var	Min	Max	Total	Var	Purchases SRG	Sales SRG
AGS's segment	28.35	-2.7%	26.93	29.80	461,472	+11.7%		461,472



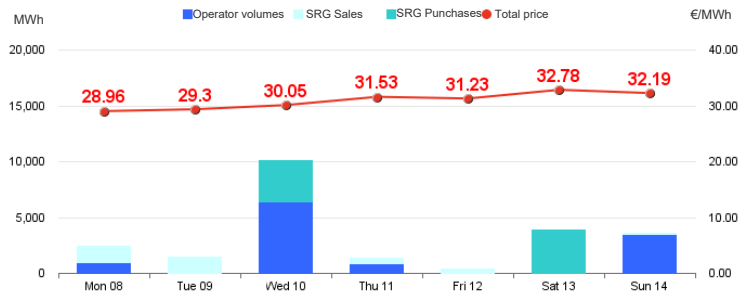
Intra-Day Gas Market (MI-GAS)

	Price. €/MWh				Volumes. MWh			
	Average	Var	Min	Max	Total	Var	Purchases SRG	Sales SRG
Continuous trading	28.59	+2.4%	26.00	30.45	559,944	-31.4%		
	Price. €/MWh				Volumes. MWh			
	Average	Var	Min	Max	Total	Var	Purchases SRG	Sales SRG
AGS's segment	25.90	-2.5%	25.90	25.90	83,376	+49.1%		83,376



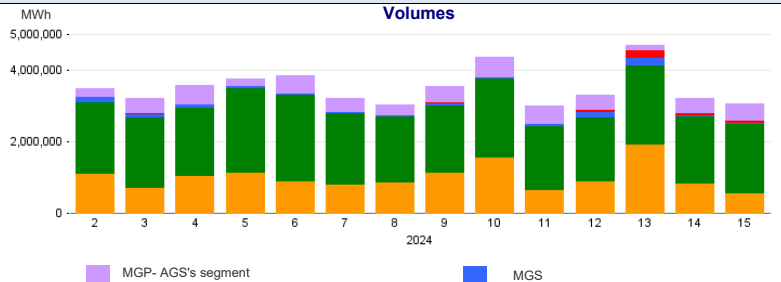
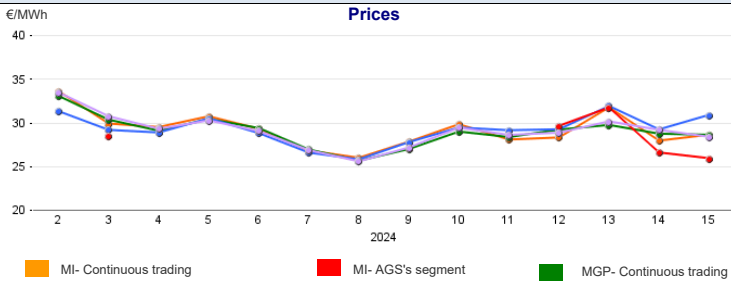
Market for the trading of gas stored (MGS-GAS)

Week	Storage	15	14
Price. (1) €/MWh	Stogit	30.86	29.20
	Edison Stocaggio	-	-
	Total	30.86	29.20
Volumes. MWh	Stogit	23,162	37,180
	Edison Stocaggio	-	-
	Total	23,162	37,180
SRG Activity. MWh	Purchases	7,687	15,139
	Balancing (2)	7,687	15,139
	Other purposes (3)	-	-
	Sales	4,040	8,321
	Balancing (2)	4,040	8,321
Other purposes (3)	-	-	



1) The Total price is calculated as a weighted average price for the total volumes exchanged in each storage system.
2) To securely manage any expected deviations between overall network injections and withdrawals pursuant to Art. 2.5 of Annex A, AEEGSI's Resolution 312/2016/R/gas
3) Stored gas trades by Snam Rete Gas (SRG) not included in "Balancing"

Weekly evolution



Forward Gas Market (MT-GAS)

Products	Market					OTC		Total		Open interest*		
	Minimum Price	Maximum Price	Check Price*		Trades	Volumes	Registrations	Volumes	Volumes		Open interest*	
	€/MWh	€/MWh	€/MWh	change %	N.	MWh/d	N.	MWh/d	MWh/d	change %	MWh/d	MWh
Q-2024-03	-	-	28.85	0.0%	-	-	-	-	-	-	-	-
Q-2024-04	-	-	31.02	0.0%	-	-	-	-	-	-	-	-
WS-2024/2025	-	-	29.36	0.0%	-	-	-	-	-	-	-	-
Q-2025-01	-	-	30.91	0.0%	-	-	-	-	-	-	-	-
CY-2025	-	-	31.95	0.0%	-	-	-	-	-	-	-	-
M-2024-05	-	-	27.92	0.0%	-	-	-	-	-	-	-	-
M-2024-06	-	-	28.13	0.0%	-	-	-	-	-	-	-	-
Q-2025-02	-	-	33.36	0.0%	-	-	-	-	-	-	-	-
SS-2025	-	-	32.97	0.0%	-	-	-	-	-	-	-	-
M-2024-07	-	-	30.06	0.0%	-	-	-	-	-	-	-	-
BoM-2024-04	-	-	29.73	-2.2%	-	-	-	-	-	-	-	-
Total											0	0

*Referred to the last session of the week